



### District Report Card: 2017


<b>State:</b> Arunachal Pradesh	<b>District:</b> Lohit
<b>Class:</b> 8	<b>Subject:</b> Language
<b>Schools:</b> 30	<b>Students:</b> 585


### Participation/Coverage


#### Students

<b>GENDER</b> 	Boys		Girls	
	Number	%	Number	%
	251	42.91	334	57.09

<b>AREA</b> 	Rural		Urban	
	Number	%	Number	%
	418	71.45	167	28.55

<b>CATEGORY</b> 	SC		ST		OBC		GEN	
	Number	%	Number	%	Number	%	Number	%
	1	0.17	236	40.34	4	0.68	344	58.80

<b>CWSN</b> 	LD	VI	HI	S&LD	ID	Oth
	1	2	3	1	0	2

<b>Management</b> 	Government		Government-aided	
	Number	%	Number	%
	527	90.09	58	9.91

### Average Performance of Students in Language (%)

Overall	Gender		Area		Management		Social Group			
	Male	Female	Rural	Urban	Govt.	Aided	SC	ST	OBC	GEN
40.54	37.80	42.59	38.23	46.31	36.70	75.40	60.00	48.67	25.00	35.08

### Performance on Learning Outcomes (LOs)

Learning Outcomes	Description	Average Performance(%)
L813	Read textual/non-textual materials with comprehension and identifies the details, characters, main idea and sequence of ideas and events while reading	40.54

Range of Performance of Students who Answered Correctly							
Below 30%		30% - 50%		50% - 75%		Above 75%	
Number	%	Number	%	Number	%	Number	%
233	39.83	170	29.06	128	21.88	54	9.23

### Lowest Performing Learning Outcomes (LOs)

1 - Read textual/non-textual materials with comprehension and identifies the details, characters, main idea and sequence of ideas and events while reading (40.54)